

FAST MOVING TECHNOLOGY

STÄUBLI

Quick couplings SPH/BA

High pressure | Motorsports





Discover Stäubli solutions for motorsport applications at:
www.staubli-motorsport.com



Flush face design

Choose SPH/BA couplings and spend more time on the track!

High resistance

Even subjected to extreme vibrations, the connections are perfectly safe thanks to the bayonet locking system. Easy to identify, thanks to their blue or green color, the titanium versions are particularly strong.

Quick and easy

Just push and twist to make a secure connection.

Non-drip, clean break, to guarantee the integrity of the fluids and the environment

The flush face design ensures no air enters the system when connecting as well as no leakage when disconnecting. This eliminates the need to purge the system and permits the use of pre-filled hoses.

Complete range

- 5 diameters
- 3 constructions and seal types according to your fluid and application
- 5 colours for easy identification of your circuits

Optimal flow

The internal valve design ensures maximum flow within the minimum outside diameter.

Lightness

In red or yellow aluminium, and from only 23 g, the SPH/BA range includes a “featherweight” version.

Applications

- Shock absorbers, brake and hydraulic lines
- Lubrication and coolants



The opportunity to spend less and contribute to a sustainable development programme

- With Stäubli, you can rely on:
- the performance of your equipment
 - reliability of long-term investments

Technical characteristics

**High strength aluminium:
Code/L**



**Main construction in titanium:
Code/TI**



**Main construction in stainless steel:
Code/IA**



2 types of seal:

For brake fluid

- Ethylene propylene (EPDM)
Add /JE at the end of the part number

For oils, mineral greases, nitrogen,
gasoline...

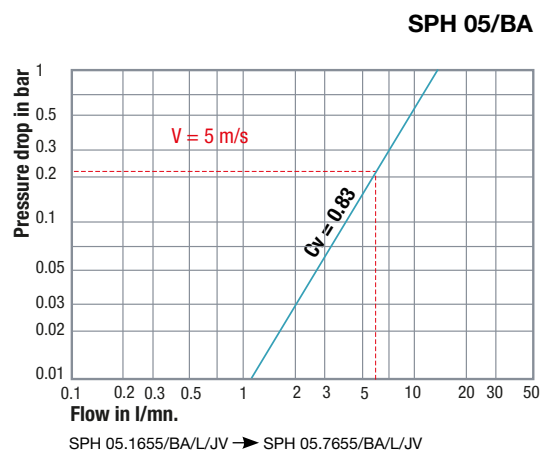
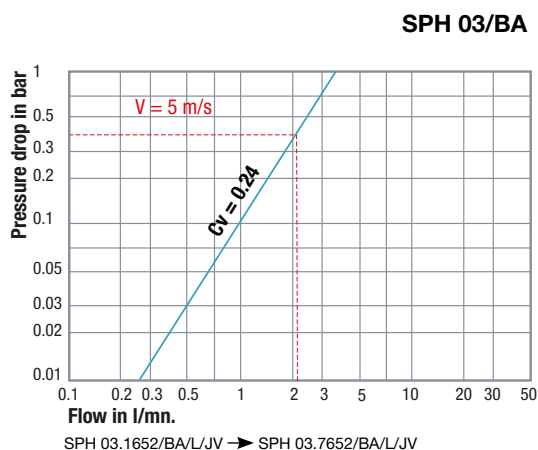
- Fluorocarbon (FPM)
Add /JV at the end of the part number



SPH 03/BA & SPH 05/BA

	SPH 03/BA		SPH 05/BA	
Nominal diameter DN (mm)	03		05	
Cross section (mm ²)	7.1		19.6	
Shut-off system	Double		Double	
Maximum allowable pressure PS (bar)	aluminium	titanium or stainless steel	aluminium	titanium or stainless steel
	200	350	160	220

Hydraulic charts flow rate / pressure drop

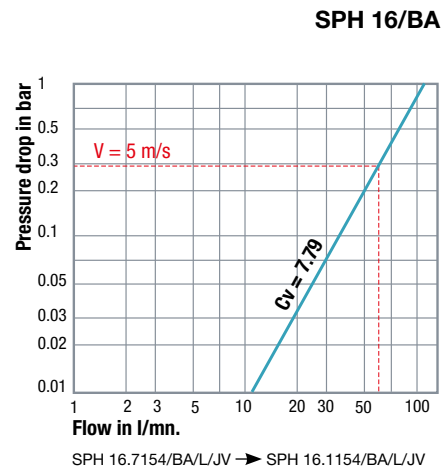
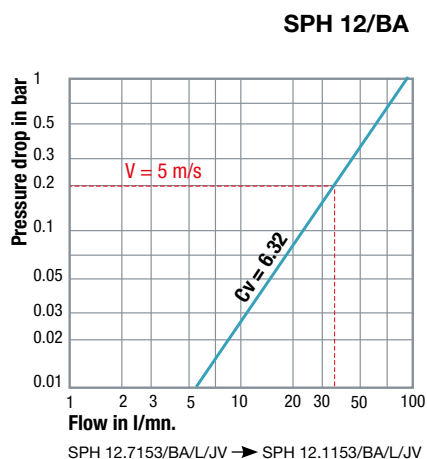
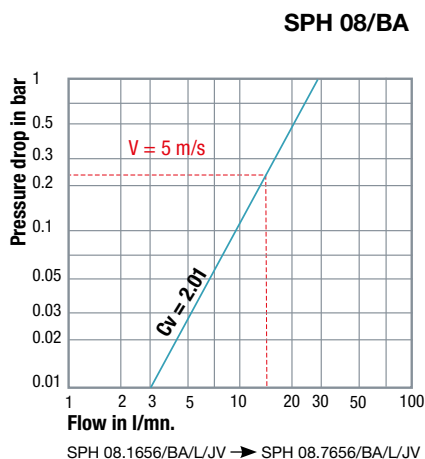


Test conditions: Water

SPH 08/BA, SPH 12/BA & SPH 16/BA

	SPH 08/BA	SPH 12/BA	SPH 16/BA
Nominal diameter DN (mm)	08	12	16
Cross section (mm ²)	50.3	113	201
Shut-off system	Double	Double	Double
Maximum allowable pressure PS (bar)	aluminium	aluminium	aluminium
	80	50	50

Hydraulic charts flow rate / pressure drop

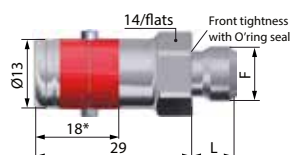


Test conditions: Water

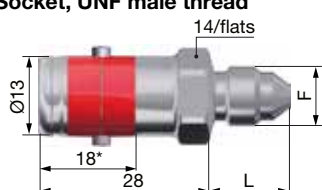
PART-NUMBERS

SPH 03/BA

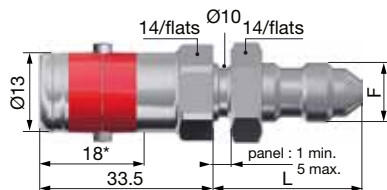
	F	L (mm)	Version **	Weight (g)	Part-numbers	
Socket, metric male thread	M 10 x 1,0	8	L	11	SPH 03.1410/BA/L/KR	SPH 03.1410/BA/L/KJ
			TI	16	SPH 03.1410/BA/TI/KB	SPH 03.1410/BA/TI/KV



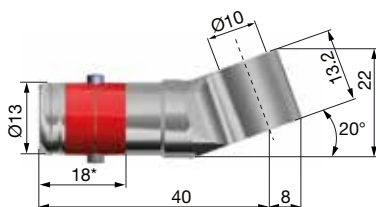
Socket, UNF male thread	UNF 3/8 – 24° JIC DASH 3	12	L	11	SPH 03.1652/BA/L/KR	SPH 03.1652/BA/L/KJ
			TI	16	SPH 03.1652/BA/TI/KB	SPH 03.1652/BA/TI/KV
			IA	27	SPH 03.1652/BA/IA	
	UNF 7/16 – 20° JIC DASH 4	14	L	12	SPH 03.1653/BA/L/KR	SPH 03.1653/BA/L/KJ
			TI	18	SPH 03.1653/BA/TI/KB	SPH 03.1653/BA/TI/KV
			IA	34	SPH 03.1653/BA/IA	



Panel mounted socket, UNF male thread	UNF 3/8 – 24° JIC DASH 3	24	L	14	SPH 03.2652/BA/L/KR	SPH 03.2652/BA/L/KJ
			TI	29	SPH 03.2652/BA/TI/KB	SPH 03.2652/BA/TI/KV
			IA	37	SPH 03.2652/BA/IA	



Banjo Connection	22	L	14.2	SPH 03.1021/BA/L/KR/BJ	SPH 03.1021/BA/L/KJ/BJ
-------------------------	----	---	------	------------------------	------------------------



*socket/plug in connected position

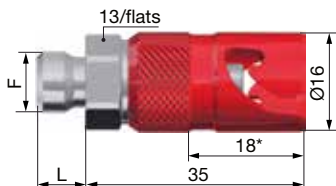
**L = aluminium / TI = titanium / IA = stainless steel



PART-NUMBERS

SPH 03/BA

	F	L (mm)	Version **	Weight (g)	Part-numbers
Plug, metric male thread	M 10 x 1,0	8	L	11	SPH 03.7410/BA/L/KR SPH 03.7410/BA/L/KJ



Plug, UNF male thread	UNF 3/8 – 24° JIC DASH 3	UNF 7/16 – 20° JIC DASH 4	L	Weight (g)	Part-numbers
	12	14	L	12	SPH 03.7652/BA/L/KR SPH 03.7652/BA/L/KJ
			TI	18	SPH 03.7652/BA/TI/KB SPH 03.7652/BA/TI/KV
			IA	30	SPH 03.7652/BA/IA
	14	14	L	12	SPH 03.7653/BA/L/KR SPH 03.7653/BA/L/KJ
			TI	29	SPH 03.7653/BA/TI/KB SPH 03.7653/BA/TI/KV
			IA	32	SPH 03.7653/BA/IA

*socket/plug in connected position

**L = aluminium / TI = titanium / IA = stainless steel

Part numbers construction:

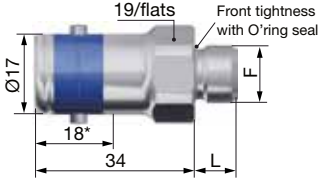
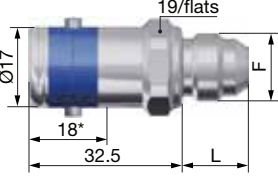
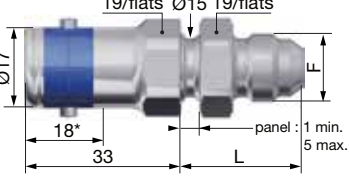

with EPDM seals, add /JE at the end of the part number

with FPM seals, add /JV at the end of the part number



PART-NUMBERS

SPH 05/BA

	F	L (mm)	Version **	Weight (g)	Part-numbers		
Socket, metric male thread 	M 12 x 1.0	9	L	19	SPH 05.1412/BA/L/KR	SPH 05.1412/BA/L/KJ	
			TI	28	SPH 05.1412/BA/TI/KB	SPH 05.1412/BA/TI/KV	
Socket, UNF male thread 	UNF 7/16 – 20° JIC DASH 4	14	L	18	PH 05.1653/BA/L/KR	SPH 05.1653/BA/L/KJ	
			TI	29	SPH 05.1653/BA/TI/KB	SPH 05.1653/BA/TI/KV	
			IA	44	SPH 05.1653/BA/IA		
	UNF 9/16 – 18° JIC DASH 6	14	L	19	SPH 05.1655/BA/L/KR	SPH 05.1655/BA/L/KJ	
			TI	27	SPH 05.1655/BA/TI/KB	SPH 05.1655/BA/TI/KV	
			IA	47	SPH 05.1655/BA/IA		
Panel mounted socket, UNF male thread 	UNF 7/16 – 20° JIC DASH 4	26	L	23	SPH 05.2653/BA/L/KR	SPH 05.2653/BA/L/KJ	
			TI	36	SPH 05.2653/BA/TI/KB	SPH 05.2653/BA/TI/KV	
	UNF 9/16 – 18° JIC DASH 6	26	L	24	SPH 05.2655/BA/L/KR	SPH 05.2655/BA/L/KJ	
			TI	38	SPH 05.2655/BA/TI/KB	SPH 05.2655/BA/TI/KV	
	Plug, UNF male thread 	UNF 7/16 – 20° JIC DASH 4	14	L	17	SPH 05.7653/BA/L/KR	SPH 05.7653/BA/L/KJ
				TI	26	SPH 05.7653/BA/TI/KB	SPH 05.7653/BA/TI/KV
IA				46	SPH 05.7653/BA/IA		
UNF 9/16 – 18° JIC DASH 6		14	L	19	SPH 05.7655/BA/L/KR	SPH 05.7655/BA/L/KJ	
			TI	28	SPH 05.7655/BA/TI/KB	SPH 05.7655/BA/TI/KV	
			IA	50	SPH 05.7655/BA/IA		

*socket/plug in connected position

**L = aluminium / TI = titanium / IA = stainless steel

PART-NUMBERS

SPH 08/BA

	F	L (mm)	Version **	Weight (g)	Part-numbers	
Socket, UNF male thread 	UNF 9/16 – 18°JIC DASH 6	14	L	32	SPH 08.1655/BA/L/KR	SPH 08.1655/BA/L/KJ
	UNF 3/4 – 16°JIC DASH 8	16.5	L	36	SPH 08.1656/BA/L/KR	SPH 08.1656/BA/L/KJ
Panel mounted socket 	UNF 9/16 – 18°JIC DASH 6	27	L	43	SPH 08.2655/BA/L/KR	SPH 08.2655/BA/L/KJ
	UNF 3/4 – 16°JIC DASH 8	30	L	46	SPH 08.2656/BA/L/KR	SPH 08.2656/BA/L/KJ
Plug, UNF male thread 	UNF 9/16 – 18°JIC DASH 6	14	L	29	SPH 08.7655/BA/L/KR	SPH 08.7655/BA/L/KJ
	UNF 3/4 – 16°JIC DASH 8	16.5	L	33	SPH 08.7656/BA/L/KR	SPH 08.7656/BA/L/KJ

*socket/plug in connected position


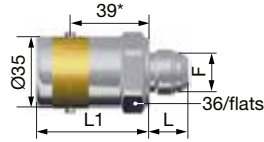
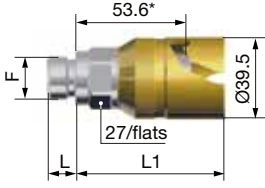
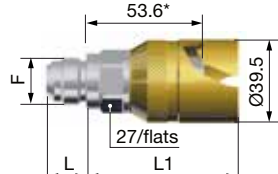
**L = aluminium

Part numbers construction:

with EPDM seals, add /JE at the end of the part number
 with FPM seals, add /JV at the end of the part number

PART-NUMBERS

SPH 12/BA

	F	L (mm)	L1 (mm)	Version ***	Weight (g)	part-numbers
Socket, male thread 	G 1/2	14	55.9	L	105	SPH 12.1153/BA/L/KJ
Socket, UNF male thread 	UNF 7/8 - 14" JIC DASH 10	19.3	55.9	L	108	SPH 12.1657/BA/L/KJ
	UNF 1 1/16 - 12" JIC DASH 12	22	53.9	L	111	SPH 12.1658/BA/L/KJ
Plug, male thread 	G 1/2	14	72.9	L	91	SPH 12.7153/BA/L/KJ
Plug, UNF male thread 	UNF 7/8 - 14" JIC DASH 10	19.3	72.9	L	95	SPH 12.7657/BA/L/KJ
	UNF 1 1/16" JIC - DASH 12	22	66.9	L	95	SPH 12.7658/BA/L/KJ

*socket/plug in connected position

**L = aluminium

Part numbers construction:

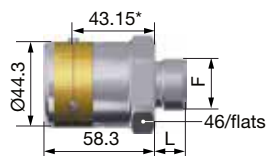
with EPDM seals, add **/JE** at the end of the part number

with FPM seals, add **/JV** at the end of the part number

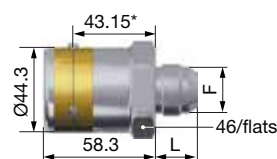
PART-NUMBERS

SPH 16/BA

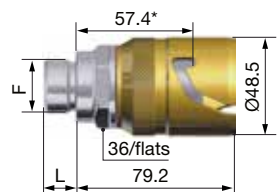
	F	L (mm)	Version ***	Weight (g)	part-numbers
Socket, male thread	G 3/4	16	L	167	SPH 16.1154/BA/L/KJ




Socket, UNF male thread	UNF 1 1/16 – 12°JIC DASH 12	22	L	170	SPH 16.1658/BA/L/KJ
--------------------------------	--------------------------------------	----	---	-----	----------------------------



Plug, male thread	G 3/4	16	L	160	SPH 16.7154/BA/L/KJ
--------------------------	-------	----	---	-----	----------------------------



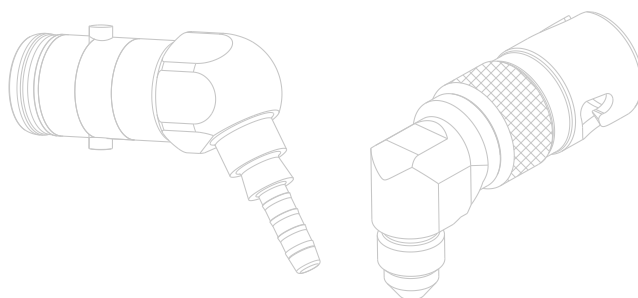
Plug, UNF male thread	UNF 1 1/16 – 12°JIC DASH 12	22	L	163	SPH 16.7658/BA/L/KJ
------------------------------	--------------------------------------	----	---	-----	----------------------------



*socket/plug in connected position
For other threads, please consult Stäubli directly

**L = aluminium

Special end-fittings available on request





■ Stäubli Units ○ Agents

Global presence of the Stäubli Group

www.staubli.com